

SPECIAL ACTION FOR TEST LANES

SNAKE

- EXHAUST EXTRACTION SYSTEM FOR VEHICLES IN MOVEMENT
- LIGHT AND EASY, IT CAN BE FIXED TO THE WALL OR THE CEILING
- IT IS EQUIPPED WITH THE AUTOMATIC RETURN OF THE TROLLEY AT THE BEGINNING OF THE LINE

INTEGRATED AUTOMATIC RETURN

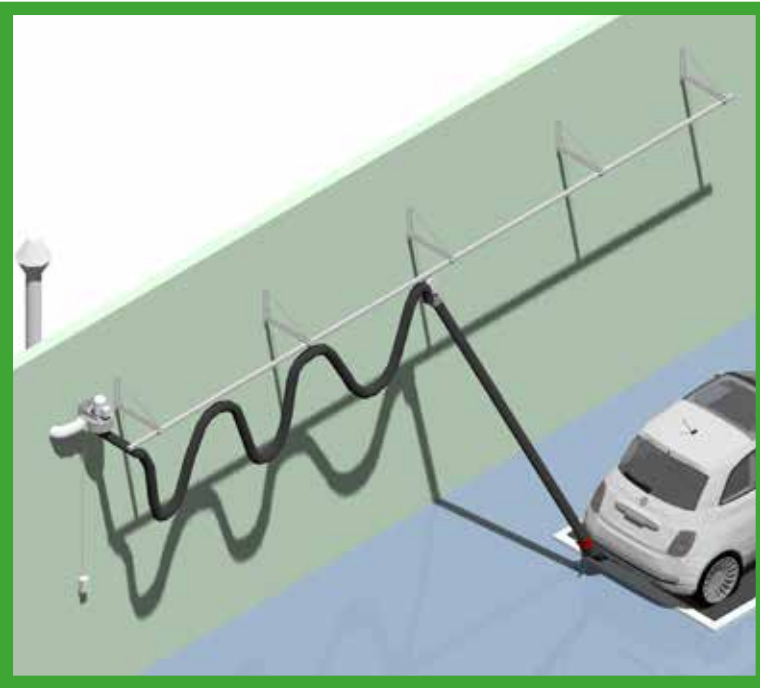
WORKY

TOUCHLESS

ENGINE EMISSION TEST

- UNIVERSAL EXTRACTION SYSTEM WITHOUT CONTACT TO THE VEHICLE
- HUGE EXTRACTION CAPACITY OF 1200 M³/H
- IT CAN REACH THE VEHICLES PLACED UP TO 2,2 MT FROM THE WALL
- ONCE FOLDED UP IT HAS A 3 MT CLEARANCE FROM THE FLOOR

SNAKE



GSNK-100-8

Sliding extraction kit 8 mt long with flexible hose diam 100 mm, balancer, 1HP fan and oval nozzle with gripper model GON-100MG

GSTM0.5 (5X)

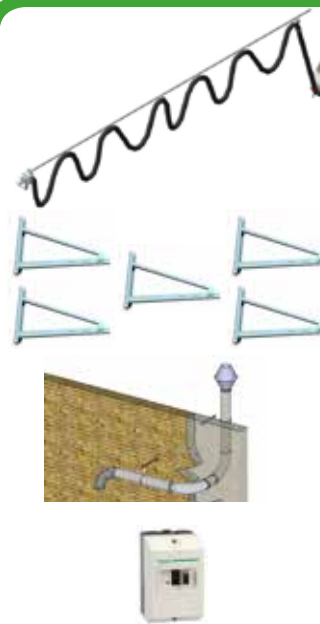
5 wall fixing brackets for installing the sliding kit to the wall

ZGS160KC2

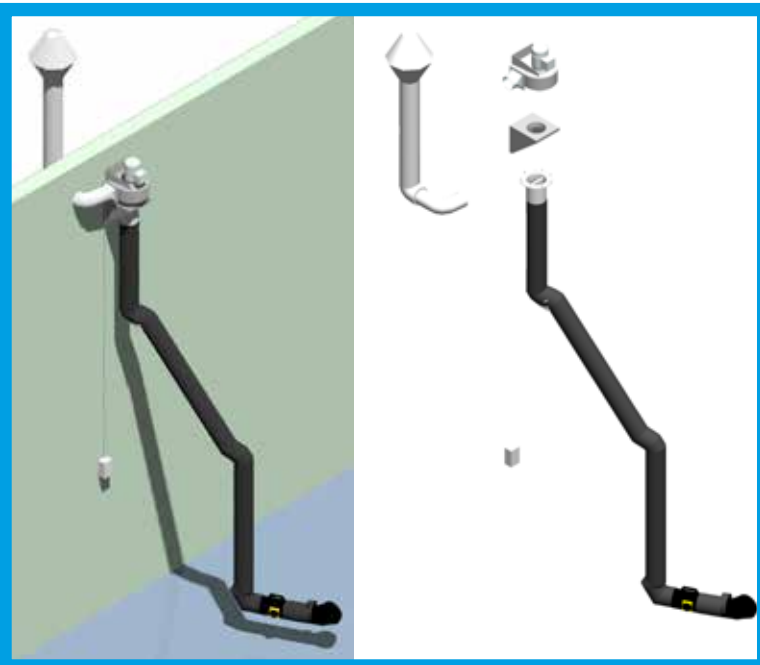
Expulsion chimney set with 3 mt long pipeline, vertical expulsion, fittings and brackets

GS1-1

On / off switch for 1 HP fans equipped with thermal protection



TOUCHLESS



GTL-160-A

Self supporting articulated arm diam 160 mm - 4,5 mt long and resistant up to 200°C with swivel and manual closing valve fully tight.

GSA1-SBSS

Fan 1 HP for direct connection to the arm.

GTL-160A-WB

Wall fixing bracket for GTL-160-A arm

ZGS160KC2

Expulsion chimney set with 3 mt long pipeline, vertical expulsion, fittings and brackets

GS11

On / off switch for 1 HP fans equipped with thermal protection



WORKY